

Jar Bottle Sling Knot make shift canteen project.

This jar, bottle, sling knot is use to secure a bottle. It is made from nylon string in this example. You can make this knot by following the picture examples below. The knot is very useful in securing any type of bottle string from sliding off. 2008 to make canteens to

***Warning!** This should string can be wrapped their air supply. Keep the fasten to the boy's belt


I suggest that you print easier to follow.





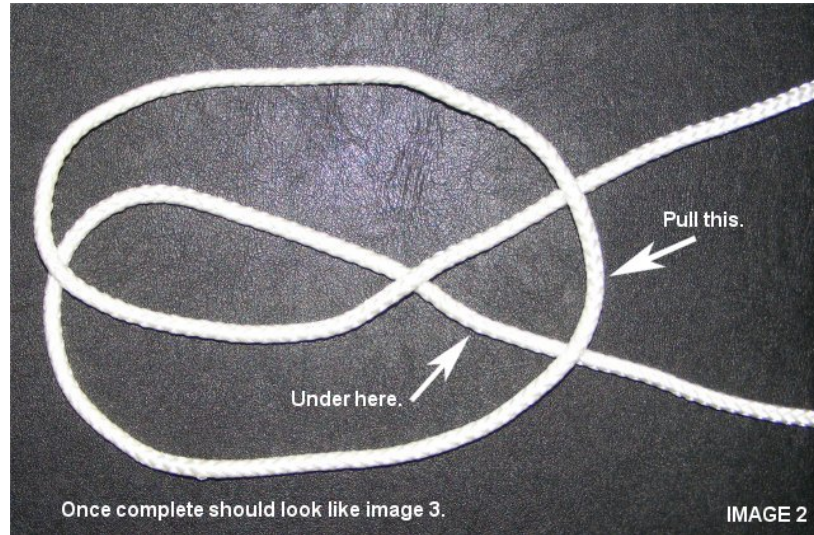
with a small lip that will prevent the My outpost used it at Pow Wow carry drinking water.

not to be used for small children as around a child's neck and cut off string short and use a karabiner to loop on pants.



the instructions out. It will make it





Jar Bottle Sling Knot make shift canteen project.



Jar Bottle Sling Knot make shift canteen project.



Jar Bottle Sling Knot make shift canteen project.



If you have knot figured this out by the time Commanders Round Table meeting then bring your bottle and string and I will demonstrate how to make the knot.



***Warning the jar, bottle, sling knot string may cause choking in small children. Kentucky District Royal Rangers or any person affiliated with them will not be held responsible for damages or injuries caused by the use of the jar, bottle, sling knot. Build and use this project at your own risk.**

Jar Bottle Sling Knot make shift canteen project.